



Survey of CID  
members 2015

**REPORT**

## Contents

<b>ACKNOWLEDGEMENTS .....</b>	<b>3</b>
<b>INTRODUCTION.....</b>	<b>3</b>
<b>METHODOLOGY .....</b>	<b>3</b>
<b>DISCLAIMER.....</b>	<b>4</b>
<b>INTERNATIONAL DEVELOPMENT STAFF.....</b>	<b>5</b>
<b>FINANCIAL AND OPERATIONAL INFORMATION .....</b>	<b>6</b>
INCOME.....	6
GOVERNMENT FUNDING .....	8
PUBLIC FUNDING .....	8
OTHER FUNDING .....	9
EXPECTATIONS OF THE FUTURE.....	10
EXPENDITURE: GEOGRAPHIC DISTRIBUTION .....	10
PRIMARY SECTORS OF WORK.....	11
FOCUS OF MEMBERS' ACTIVITIES .....	11
PARTNERING .....	13
<b>RELATIONSHIP WITH THE NEW ZEALAND AID PROGRAMME.....</b>	<b>15</b>
ENGAGEMENT .....	15
NEW ZEALAND AID PROGRAMME STAFFING .....	16
FUNDING.....	17
SERVICE AND ADVICE.....	18
MFAT STRENGTHS .....	19
SUGGESTIONS FOR IMPROVING MFAT RELATIONS WITH MEMBERS .....	19
HUMANITARIAN PARTNERSHIP .....	20
MFAT AS A HUMANITARIAN PARTNER.....	21
STRATEGIC ENGAGEMENT .....	21
<b>CID PERFORMANCE .....</b>	<b>22</b>
COMMUNICATION WITH THE SECTOR.....	22
SUGGESTIONS FOR IMPROVING CID .....	24
CID MEMBER PRIORITIES REGARDING CID INITIATIVES .....	24
NGO DISASTER RELIEF FORUM (NDRF).....	25
ISSUES FACED BY MEMBERS .....	26
<b>CONCLUSION .....</b>	<b>20</b>
<b>ANNEXES .....</b>	<b>30</b>
ANNEX 1: ACRONYMS.....	30
ANNEX 2: SURVEY RESPONDENTS .....	30
ANNEX 3: REGIONAL EXPENDITURE CHARTS.....	31

**Cover photo: Kabaira, Papua New Guinea.** Volunteer Lorena De La Torre (left) talks a morning walking meeting with one of her colleagues from the Kabaira Girls Vocational Centre *Photo: Chris Mitchell, VSA*

## ACKNOWLEDGEMENTS

We are very appreciative of the members of the Council for International Development (CID) who gave their valuable time to complete this annual CID survey. We know this considerable task can fall to one or two individuals within each organisation and we offer special thanks to them and any others who assisted. The high response rate from member organisations (95%) means this report is a robust and credible overview of the sector. We wish to acknowledge the help provided by our CID interns who spent a considerable amount of time collating, checking and analysing the data.

## INTRODUCTION

CID conducts an annual survey of its members as part of its funding contract with the Ministry of Foreign Affairs and Trade (MFAT). The primary purpose of the survey is to gain an overview of the size, breadth and focus of the New Zealand international development NGO sector. It is also helpful in identifying members' priorities and how we might work together. This report summarises findings from the 2015 survey and covers staffing, financial and operational information, members' relationships with the New Zealand Aid Programme at MFAT, the ranking by members of CID's performance, and reflections on future challenges and priorities for the sector. We are also able to present trend data relating to changes in various income streams for the past ten years.

The country-specific information on what sectoral activities each member is involved in provides a valuable snapshot across the ninety countries where members now have activities.

## METHODOLOGY

### Approach

The Survey was sent to all current CID members (40) via Survey Monkey on 23 July, 2015; the fifth year it has been conducted electronically. A prior email included guidelines and the full list of questions so members could read through the survey and prepare all the necessary information before completing it online. The link and other information were sent to the most appropriate person within each organisation, usually the programmes officer, the accounts manager, or the CEO/Director.

### Information

Members were asked to provide project and financial information only for their international development activities. Domestically-focused programmes and proselytising activities and related funding expenditures were excluded from the survey.

**Personnel information:** To calculate staff numbers, 37-40 hours/week defined one Full-Time Equivalent (FTE), 20 hours/week as 0.5 FTE, etc. Volunteers included people who were involved on a full or part-time basis, but excluded people who assist very occasionally, for example, in annual street appeals. What was

defined as a 'senior decision-making role' was left to individual organisations to decide.

**Financial information:** Members were asked to base financial information on their most recent approved annual accounts. The financial reporting period varies between members which makes it very difficult to provide precise income and expenditure data for any specific 12-month period. Differences between the income and expenditure figures can be due to a lag effect when income has been received, but not spent, at the time of compiling annual accounts. By surveying members at the same time each year we are confident, however, that the trend data we are building up through successive surveys does reflect real changes in income and expenditure flows. This applies to the transition in funding arrangements that occurred with the end of the KOHA-PICD funding, the establishment of the Sustainable Development Fund (SDF), quickly followed by the Partnerships for International Development (PfID). The increase in large, multi-year projects funded through SDF and PfID and the longer times before cash was flowing into these projects probably explained the dip in government funding that showed up in 2011.

Members also provided expenditure data on a country-by-country basis and these results are detailed in the annexes. Differences between country expenditure and overseas expenditure totals mostly related to members' income that is spent internationally through their international alliances and therefore could not be allocated to individual country expenditure.

## **Data analysis**

Data from 38 completed surveys (95% of members) was collated to produce the graphs and tables in this report. The two members who did not file returns were small organisations and their absence has no impact on the overall financial picture. Trend data on fluctuations in income and expenditure patterns over the last 10-year period is possible by adding to data from earlier CID annual surveys. The change in membership numbers over the years of the survey causes some difficulty in interpreting the trend data. We have adjusted for this by excluding some past members from the analysis of income where this had a noticeable effect on financial data.

## **DISCLAIMER**

This report is based on the information supplied by CID member organisations. Although every effort has been made to ensure the integrity of the data in the 38 returned surveys, including a number of calls and checks with members on their financial information, CID is reliant on members providing correct information and confirming that variances we subsequently asked about are indeed correct.

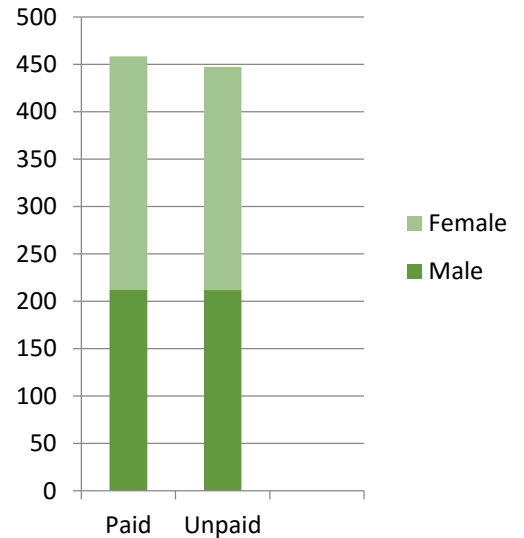
# INTERNATIONAL DEVELOPMENT STAFF

## Paid and Volunteer

The total number of staff was 906, up from 756 in 2014 and 753.5 in 2013. The number of paid staff dipped slightly from 463 last year to 458.5 this year. The number of volunteers rose from 292.5 last year to 447.5 this year.

The number of paid female staff still constitutes more than half of the workforce (54% compared to 69% last year). In addition, women outnumbered men across the board including New Zealand paid and unpaid, as well as overseas paid and unpaid positions. The number of volunteers working overseas rose steeply to 310.5, up from 109 last year and 260 from 2013.

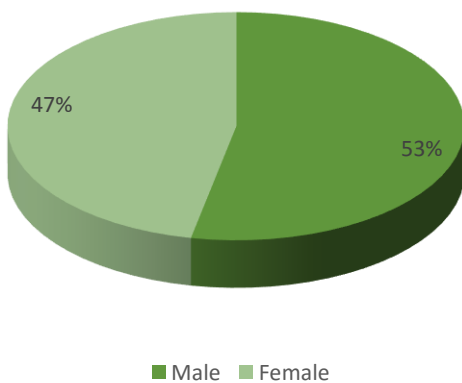
## Gender of staff



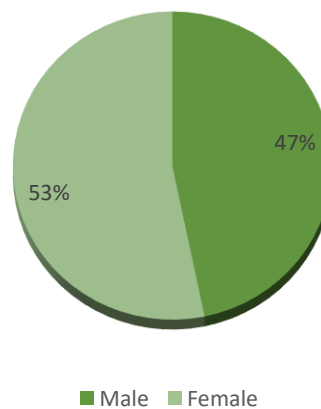
## Decision-making

Women slightly outnumber men, occupying 53% of senior decision making roles; up from 50/50 split last year. Men continue to represent 53% of board members; unchanged from last year.

### Gender split on Governing Boards



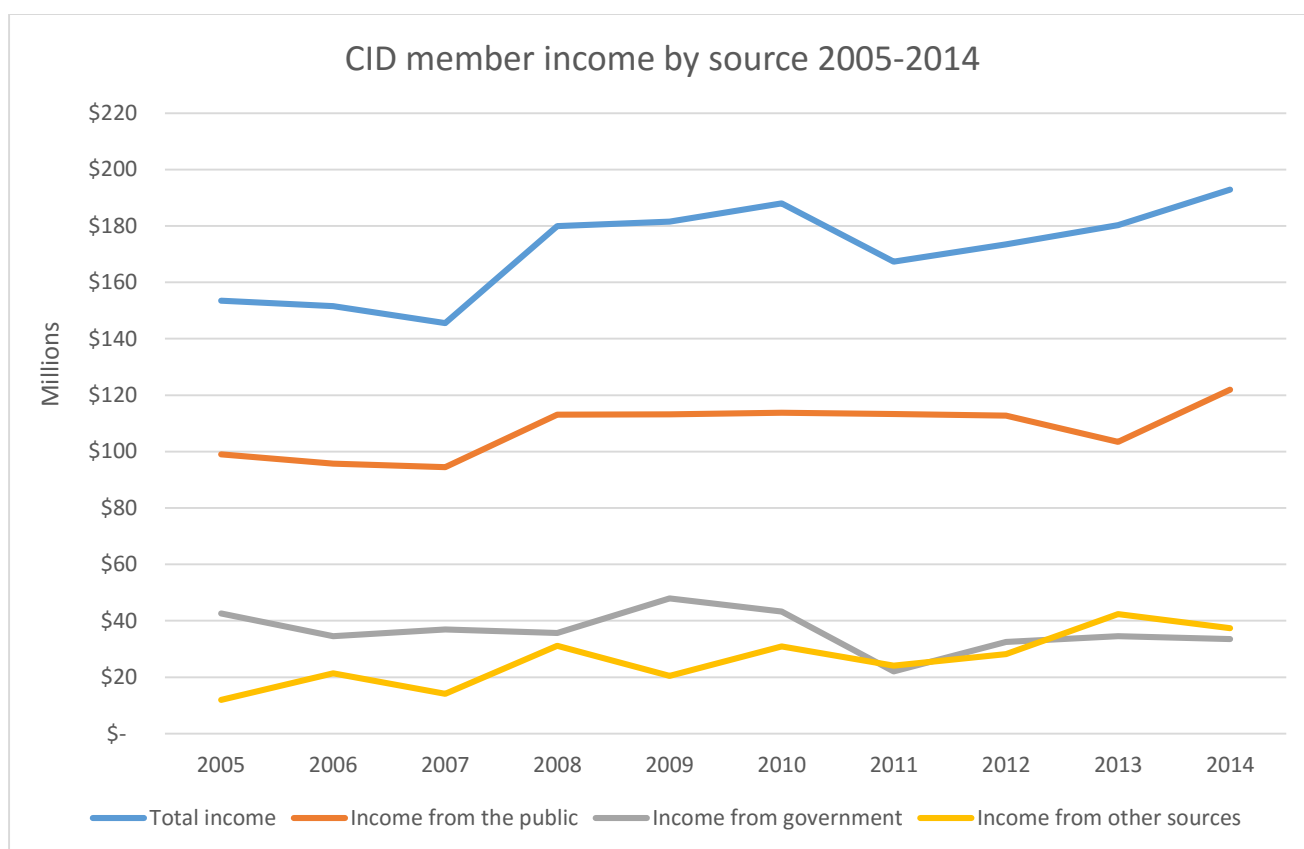
### Gender split for senior decision-making roles



## FINANCIAL AND OPERATIONAL INFORMATION

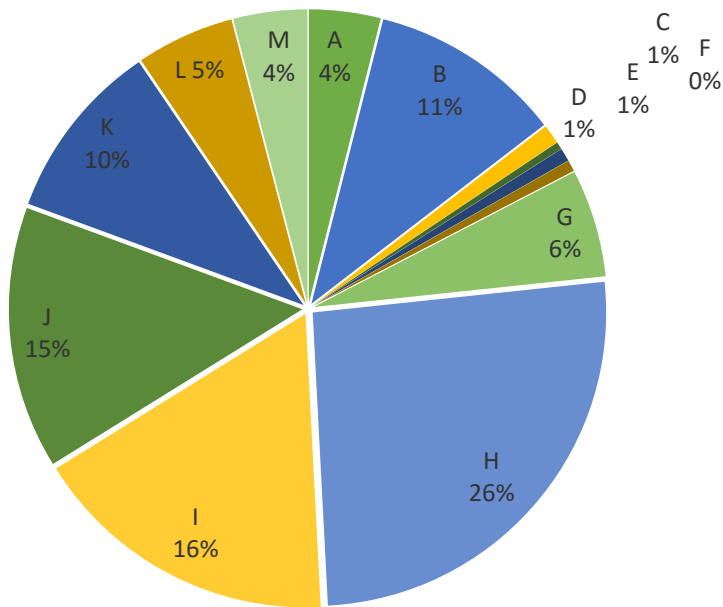
### Income

It is very positive to be able to report that CID members raised \$192.8 million over the last year for their international development work. This increase over last year's \$180 million continues the rise since the dip in 2011 and is about 24% more than the combined income level in 2005. The increase over last year was notable in the following three areas. There was an increase in money raised for Emergency Appeals (up \$3.6 million). There was a marked increase in the amount of money raised through regular giving (an increase of \$6.5 million) as well as one-off donations (with a very pleasing increase by \$12.4 million to \$28 million compared with a total of \$15 million last year).



There have also been some notable decreases in funding, including a decrease in child sponsorship of \$3.5 million, although this remains the single largest funding stream for the sector. Sale of goods and services was down \$2.5 million on last year, from \$21.7 to \$19.1 million. Also down was income from other sources including investments, foundations and private sector from \$12.7 million last year to \$7.8 million in 2015. Income from government funding streams has been below the 2005 level for the past four years and well down from the \$43 million received in 2010.

## Income by sources

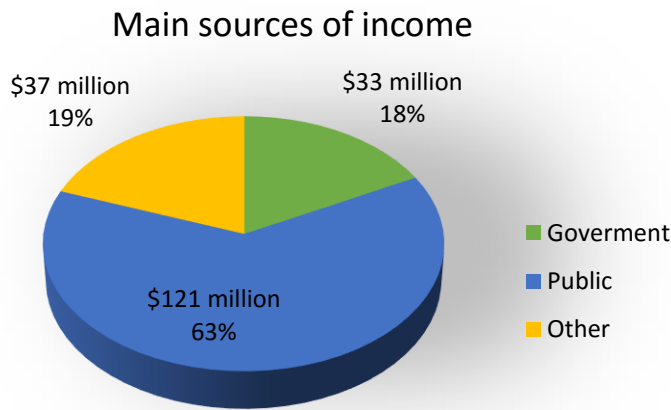


- A. Sustainable Development Fund
- B. Partnership for International Development
- C. Disaster Relief Fund
- D. MFAT Bilateral
- E. MFAT Strategic Partnerships
- F. Other NZ Government source
- G. Emergency appeals
- H. Child sponsorship
- I. Regular donations
- J. One-off donations
- K. Sales of Goods and Services
- L. Multilateral organisations
- M. Other (Investments, Foundation, Private Sector)



**Dokhin Balia village, Chandpur Bangladesh:** Banzaid partners, Baptist Aid's Total Community Development Centres project has a savings based microfinance scheme. Here village women meet to deposit their savings and discuss any loan applications from group members. *Photo: Mimo Sarkar, Baptist Aid.*

## Main sources of income

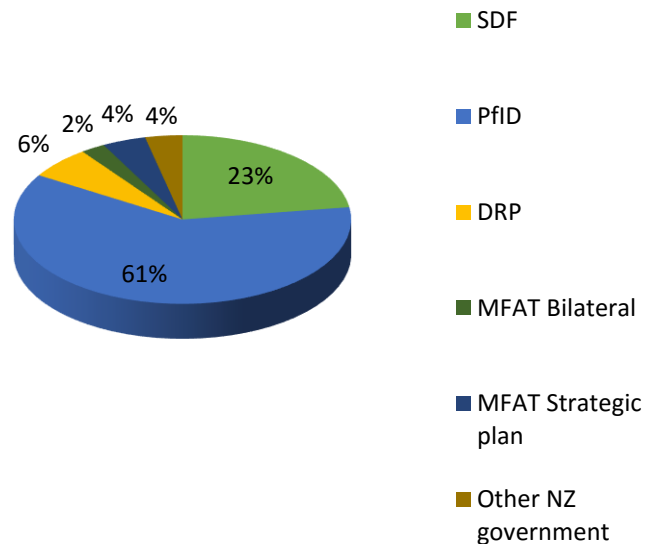


Income falls into three broad categories: government, public and 'other'. Compared with last year, funding from Government sources (\$33,537,000) decreased by 1% to 18%, funding from 'other' funding sources decreased by 5% to \$37,380,300, while funding from public sources increased by 6% to \$121,934,800.

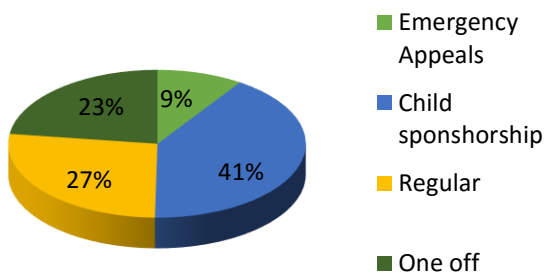
## Government funding

Government funding decreased by \$1 million to \$33.5 million. The largest proportion of government funding came from Partnerships for International Development (PFID) (just over 60%), as Sustainable Development Fund (SDF) funded projects are completed. Funding through the Disaster Response Partnership (DRP) decreased this year by just over half a million, down from \$2.6 million last year to \$2 million this year.

## Income breakdown from NZ Government



## Income breakdown from NZ public

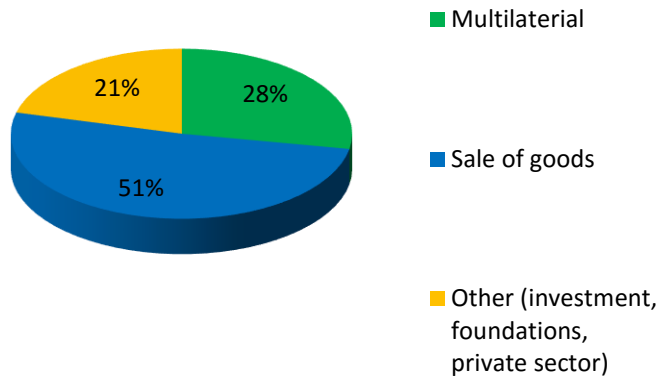


## Public funding

New Zealanders were much more generous last year, contributing \$121 million to CID members in 2014/15. This total represents a significant rebound (17.5%) from last year when just \$103 million was raised from public sources. Looking at the trend graph, public giving was higher last year than any period since 2005. Funding for Emergency Appeals was up \$3.6 million, regular donations up \$6.5 million and one-off donations up \$12.5 million.



## Income breakdown from other sources



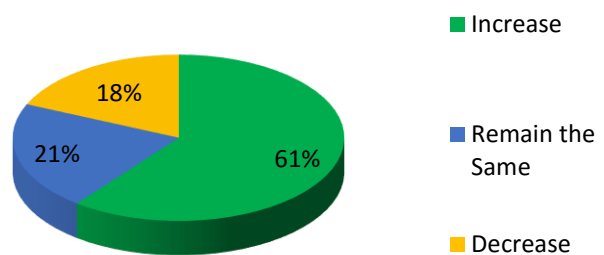
## Other funding

Funding from 'other' sources reduced by \$5 million, from \$42 million last year to \$37 million this year. While funding was up from multilateral sources (\$2 million), income was down from Sale of Goods and Services (\$2.6 million) and other sources (including investments, foundations and private sector) was also down (\$4.9 million). Specific categories for Academic Institutions and Overseas Governments have been consolidated into other sources as they have failed to register more than 1% in total in recent years.

## Expectations of the future

This year saw members even more confident about the future, with 61% of respondents confident that their income will continue to grow (up from 45% last year). The number of members expecting income to remain the same decreased from 36% to 21% this year. The number of respondents predicting their income to drop reduced by 1%, down to 18%. These generally positive expectations seem to be based on the continuing upward movement of income and improving ability to secure funds from the public. More stability around the expectations of government funding schemes may also have contributed.

## Income Expectations

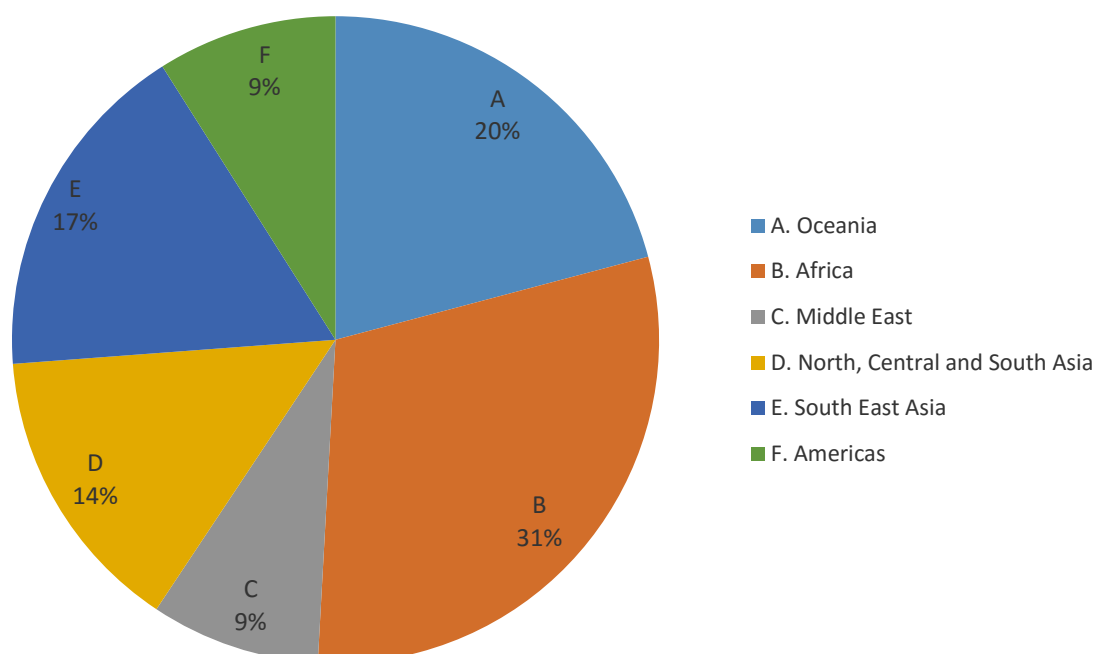


## Expenditure: Geographic distribution

CID members continue to increase the number of countries in which they work – 90 countries this year up from 79 last year and 70 the year before. It should be noted, however, that in 14 of those countries expenditure was less than \$50,000. Papua New Guinea, Lebanon, India and Ethiopia received the most funding, with a combined expenditure of \$29.5 million. Papua New Guinea and India have been in the ‘top five’ since 2010. This year, significant funding also went to Timor Leste and the Solomon Islands.

African countries remain the main recipients of member’s funds and members collectively spent the same percentage of their money there (31%) as last year. The same applied to spending in Oceania which remained at 20%. Funding for South East Asia remained unchanged from last year, at 17%<sup>1</sup>, the same percentage it was at in 2013. Support for the Americas was up from 6% to 9% this year, with increases to Guatemala, Colombia, Peru and Mexico. Conversely, funding for North, Central and South Asia was down 2%, this year to 14%. In the biggest percentage shift funding for the Middle East rose from 2% last year to 9% this year, due to a major increase in support for Syrian refugees in Lebanon, where expenditure rose from almost \$600,000 in 2014 to \$7.3 million with a further \$1 million going to Iraq.

### Expenditure by region 2015



<sup>1</sup> We correct figures from the 2014 report that misreported Indonesia as expenditure of \$9,746,471 million rather than \$976,471. This means that South East Asia received 17% of expenditure rather than the 26% reported.

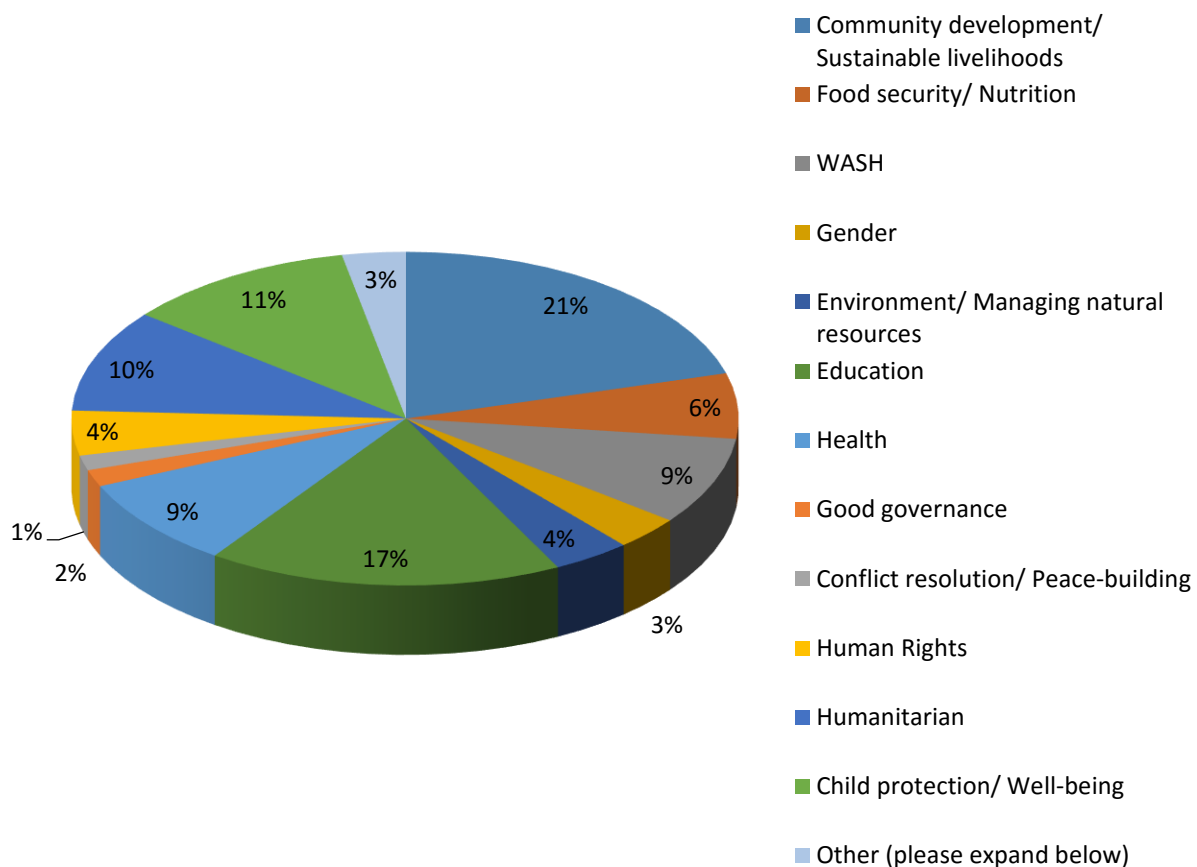
## Primary sectors of work

Members were asked to identify the primary focus sectors for the work they are funding in each country.

Members were given thirteen choices and could select up to four sectors:

1. Community development/sustainable livelihoods
2. Food security/nutrition
3. WASH
4. Gender
5. Environment/Managing natural resources
6. Education
7. Health
8. Good governance
9. Conflict resolution/peace building
10. Human rights (new this year)
11. Humanitarian
12. Child protection/well being
13. Other

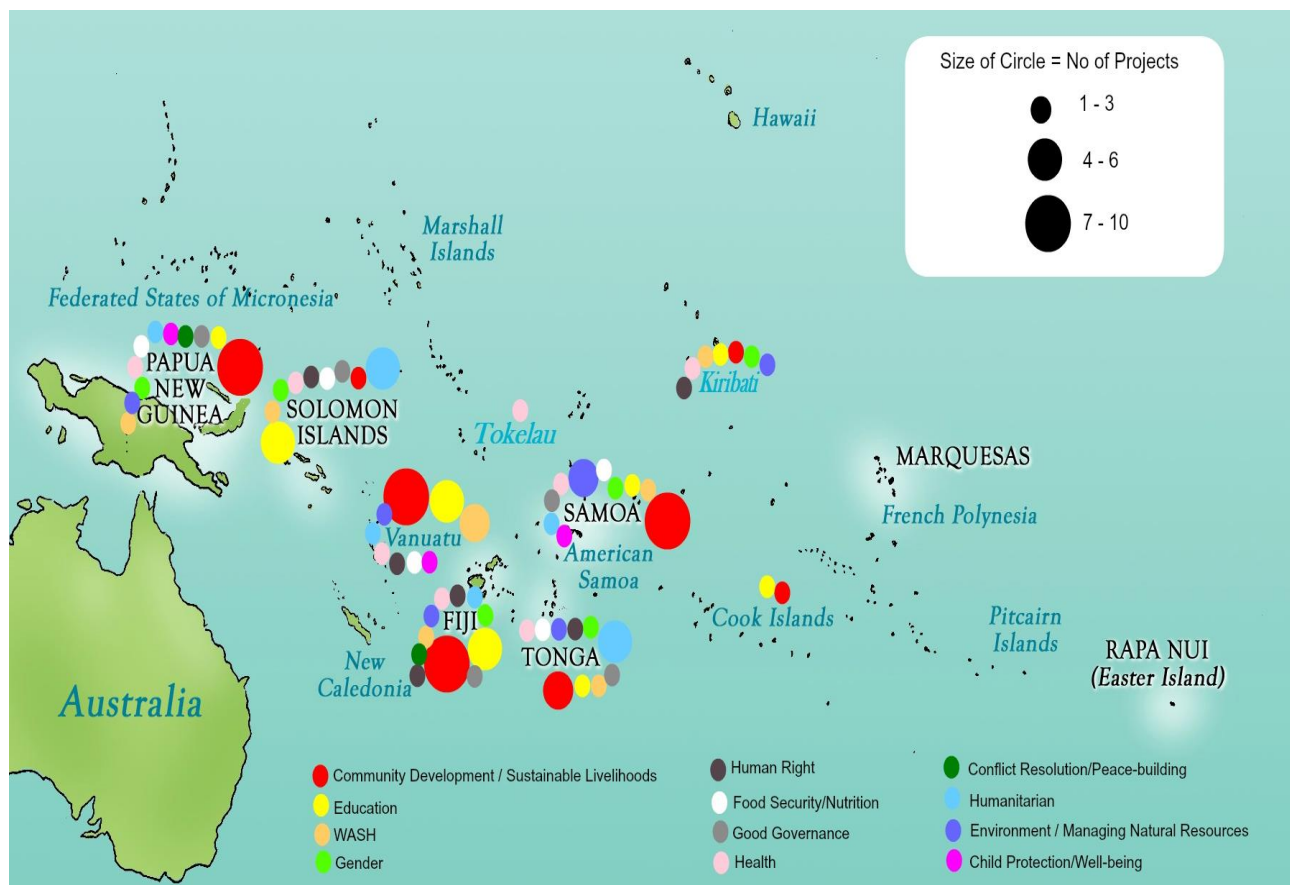
## Focus of members' activities



The majority of members' primary work continues last year's pattern with the main sector being community development/sustainable livelihoods, followed by child protection/wellbeing and then followed by humanitarian. When the focus is broadened out to include up to four sectors, community development/sustainable livelihoods still comes out in top spot (21%). This is followed by education (17%), then child protection/wellbeing (11%). These are the same top sectors as last year, however child protection/wellbeing came second last year; and education came third. This information will be used to update the interactive map on the CID website (under 'About/CID members') which will assist members looking for partners to collaborate with on new projects or funding bids.

Last year's survey summarised the sectoral activities for Asian countries and in 2013 we provided a map for sectoral activities in Africa. This year, therefore, we have focused on the Oceania region to give members an overview of where and what their projects are collectively focused on.

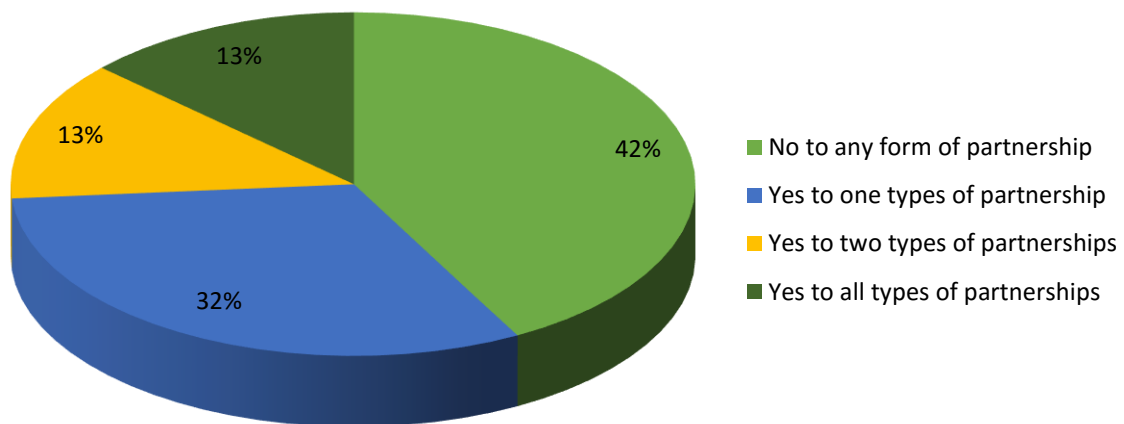
At just over 20%, the Oceania region is the second largest recipient of members' expenditure. Papua New Guinea was the largest country recipient of support with transfers amounting to \$9 million. The region also contains the Solomon Islands and Vanuatu (global rank of 6 and 7 respectively). There is a broad spread of projects across the Pacific, however the most prevalent is community development/sustainable livelihoods, followed by humanitarian. The humanitarian focus reflects the responses by many members to Cyclone Ian, the Solomon Islands floods and Tropical Cyclone Pam. Fiji actually has the largest number of projects, with 15 projects ongoing over the last year.



## Partnering

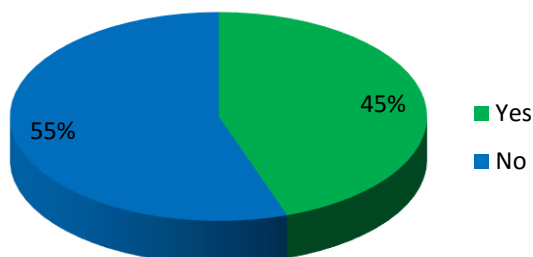
New Zealand NGOs have forged more partnerships with public, state and/or academic organisations over the last year. Over half (58%) of CID members had at least one or more partnerships over the last year. While 32% of respondents had one type of partnership, 13% had two types of partnerships and 13% had all three types of partnership – state, private and NGO partnerships. The remaining 17 members (42%) had no partnership with other stakeholders over the last year.

### Total proportion of CID members with partnerships over the past year



## Partnerships with public, state or academic organisations

### NGO partnerships with public, state sector or academic organisations



45% of respondents have partnered with a public, state or academic organisation to implement overseas development activities in the last year and a number have more than one partnership. These range from partnerships with domestic and overseas universities, and New Zealand government ministries as well as overseas government ministries. One example is a partnership that works with the hospitality industry in Fiji to establish a supply chain for products that are from reputable, sustainable sources, while ensuring that fishing communities receive a better return for their product. Another example is an agency that works with government counterparts on certification and supply chain for local coffee farmers, sugar and vanilla growers.

## Partnerships with NZ-based NGOs and private sector

Just under 25% of members had partnerships with other NZ NGOs, with collaboration being more common in the humanitarian sector. One example was the MFAT-funded consortium of seven CID members who worked together on disaster simulation exercises across three Pacific countries. Not surprisingly, VSA had the most partnerships with NZ NGOs.

Almost a third of members had a partnership with a private sector organisation or business over the last 12 months. Common examples of these include relationships with processors, exporters, importers, manufactures, roasters and retailers. NGOs tend to partner with private sector entities for specialised skills such as engineering and planning, value chain analysis and cool-chilling expertise. Other NGOs provided examples of where partners have provided specialist equipment and training. 'Private sector' spans a range of businesses, consultancies and collectives, and includes Fonterra.



**Gizo, Solomon Islands:** Robert Ghumi, an instructor from Kaotave Rural Training Centre taking part in Caritas' Strengthening Technical and Agricultural Rural Training (START) programme, delivers a demonstration lesson with his newly obtained welding skills. *Photo: Nick Borthwick, Caritas Aotearoa New Zealand*

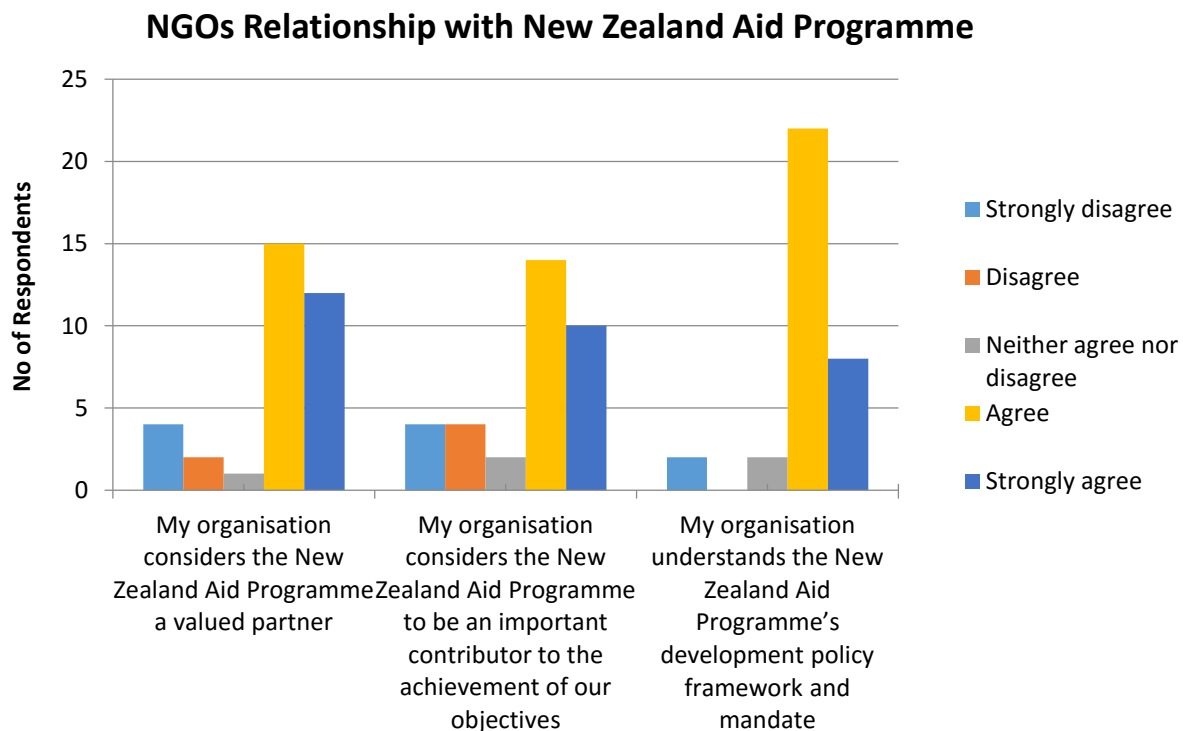
# RELATIONSHIP WITH THE NEW ZEALAND AID PROGRAMME, MINISTRY OF FOREIGN AFFAIRS AND TRADE

## Engagement

Only six CID members (15%) had no interaction with the NZ Aid Programme in the last 12 months. Of the 85% of CID members that have had some communication and attended events, 26% of those never applied for funding, 21% applied but were unsuccessful and 37% were successful in applying for funding from the NZ Aid Programme.

Looking collectively over all three statements (see graph below), the replies reflected that there are fewer neutral responses this year compared to last; respondents either strongly disagree and disagree or agree and strongly agree with the three statements. Despite this, the aggregate of responses comes out similar to last year.

Overall, the majority of respondents found that the NZ Aid Programme was a valued partner to their work. Almost all respondents understand NZ Aid Programme’s development policy and mandate. One respondent felt that (having) “...strategic priorities make it clear which countries and sectors offer the best chance for funding. This helps NGOs avoid wasting their time on projects that are unlikely to be funded. However there is a rising sense of frustration as NGOs shift to becoming supply driven, rather than following long-term development plans set by the communities themselves (which might not include ‘agriculture’ or ‘renewable energy’, for instance- the only real choices in MFAT’s Rest of World).”



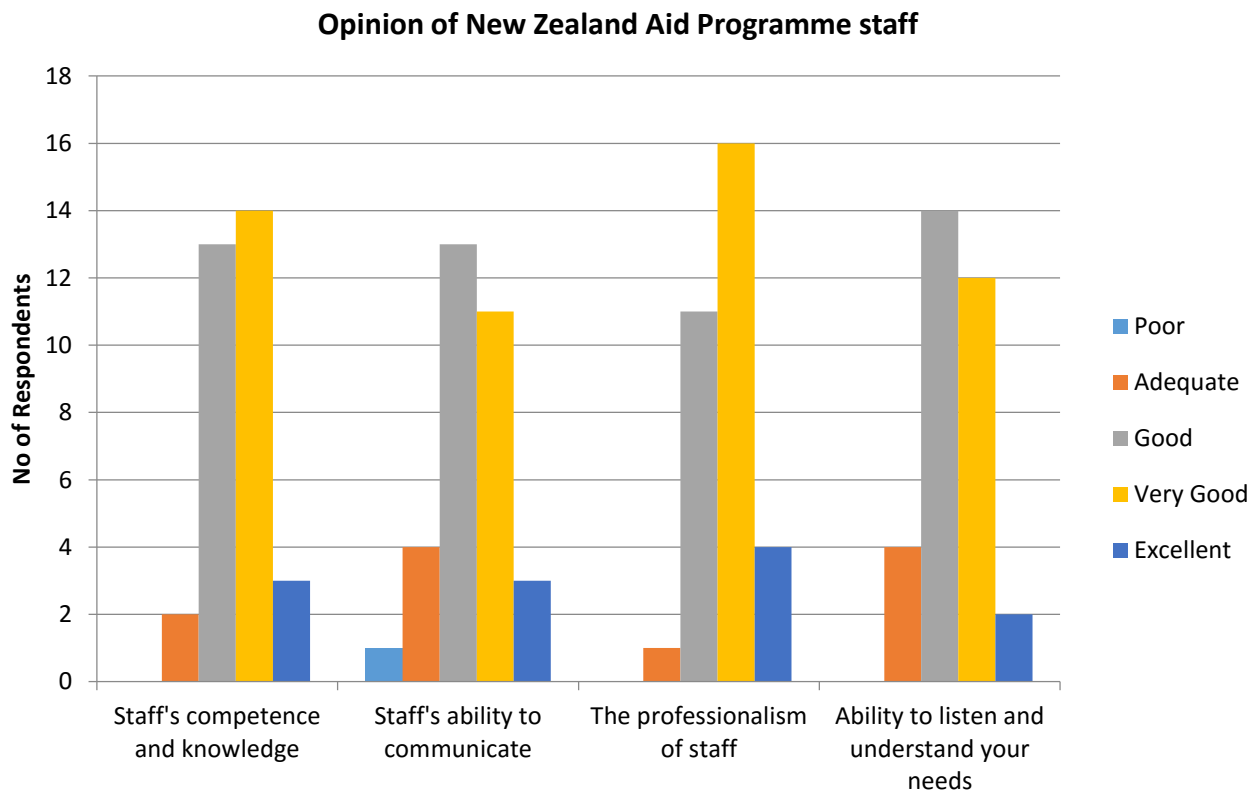
## New Zealand Aid Programme staffing

This year saw ranking on NZ Aid Programme staff move from 'poor' and 'adequate' ratings of last year into 'good' and 'very good'. This brings ratings back into line with results from 2013. Over 90% of respondents found staff competence and knowledge was good, very good or excellent, while over 95% of respondents rate the professionalism of NZ Aid Programme Staff in positive terms.

Respondents were also positive about staff's ability to 'communicate' and 'listen and understand' needs, ranked at 84% and 87% respectively.

Overall, feedback was positive about the quality and availability of information on funding and the support and feedback provided by Aid Programme staff and results are fairly consistent with those of last year.

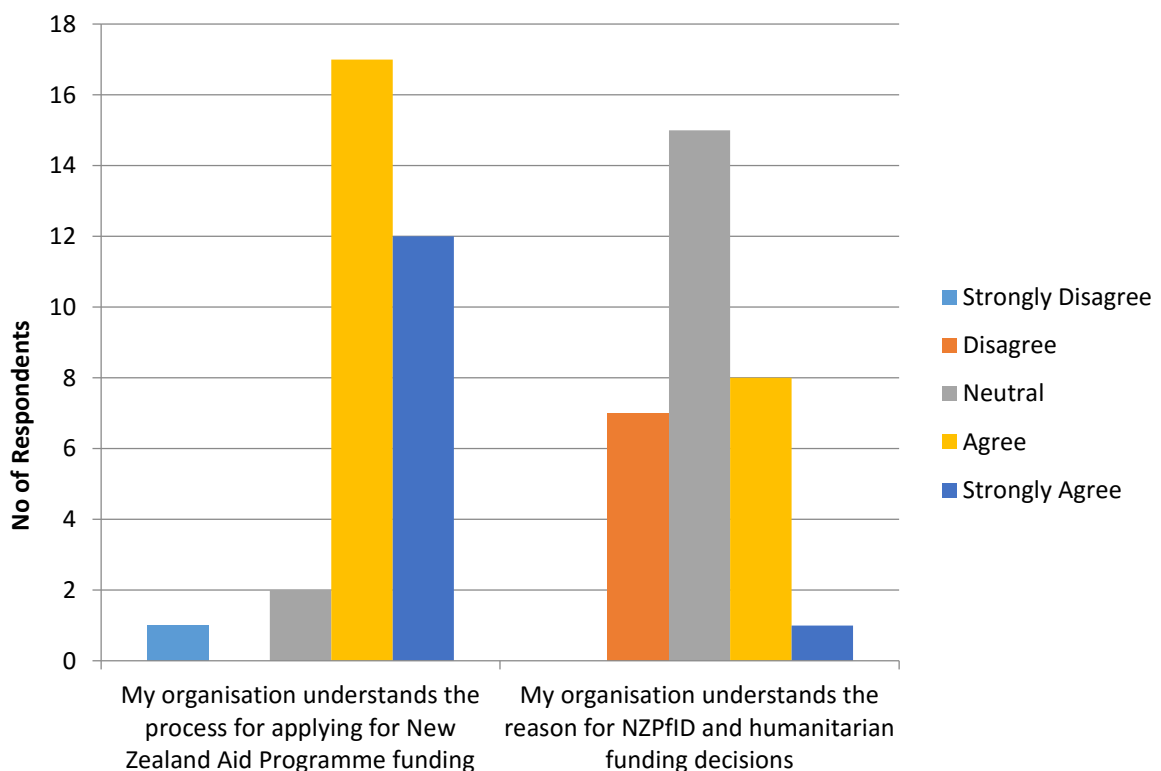
*"While there is sometimes a perception of a lack of field-based experience of some MFAT staff, the communication, professionalism and willingness to listen has been very strong, despite limited authority to make changes or respond flexibly in the light of contextual changes for a programme"*





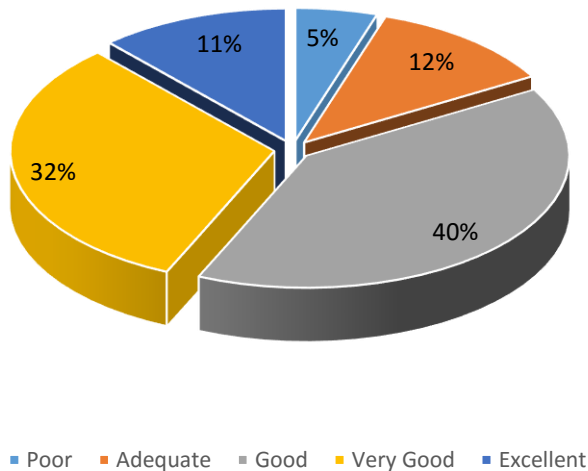
## Funding

While the majority of respondents understand the process of applying for NZ Aid Programme funding, respondents were more divided than last year over understanding the reasons behind funding decisions. The proportion saying they understood the reasons for funding decisions decreased from 38% to 27%. Based on feedback, it seems that while the application process is clear, particularly for the Partnership Fund, the consequent decision making is more opaque compared to other funding streams. Several comments related to perceptions of lack of transparency related to funding decisions. A couple of respondents felt that feedback indicted that the concept note was not clearly read or understood. Others felt that feedback was too generic and that better feedback and rationale for decisions could lead to improvements in quality of future proposals. We would note that member's concerns relating to the Partnership Fund have been taken up separately by CID and the CID Board with MFAT.



## Service and advice

### Opinion on NZ Aid Programme service

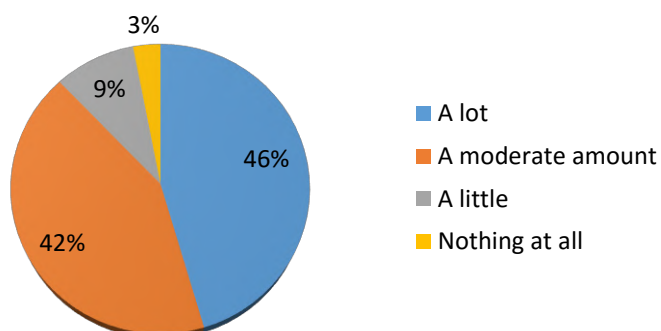


This year 83% of respondents found the quality and availability of information provided by NZ Aid Programme on funding as good, very good or excellent. This continues an upward trend over recent years. Several members praised the advice available at PfID design workshops. Support and feedback from NZ Aid Programme staff ranked 76% as good through excellent, which is also up on previous years. Perhaps the bedding in of the PfID funding stream means all parties are more familiar with the processes involved.

*“NZAID was very responsive to a request to discuss a Partnerships Fund proposal we had and when we met provided frank and useful advice on how to proceed with it and how it fitted within NZAID’s priorities.”*

*“We submitted a project report and received absolutely no feedback. This considerable piece of work following extensive field-based research was ignored.”*

### Knowledge about the advice and assistance offered through the NZ Aid Programme



There has been quite a dramatic increase in the number of respondents who feel they know about the advice and assistance offered by MFAT staff. An impressive 46% felt they knew a lot, 42% felt they knew a moderate amount and only 3% said that they knew nothing at all. MFAT should be pleased as this is a consistent improvement across all categories.

*“There is a fair bit on the website and we do ask PF and desk staffs, also staff at Post, for advice on potential Partnership Fund proposals, and they normally give useful feedback.”*

## **MFAT strengths**

MFAT has been praised as being a flexible donor with a high degree of trust in NGO's ability to implement projects "...*unlike other donors who tend to micro-manage*". CID members appreciate MFAT's flexibility to vary contracts when changes are justified, such as when a project strikes difficulty. MFAT staff were described as pragmatic, helpful and supportive.

A number of respondents feel the outreach undertaken by MFAT is a key strength, including the PfID design workshops and training events which are seen as very useful. Another strength cited is the resources developed by MFAT, such as the Results Measurement Table, indicators and guidance on monitoring and evaluation as well as technical expertise in gender and emergency management.

A number of agencies felt that easy access to MFAT staff both domestically and through overseas offices (Post) was a strength of MFAT. Furthermore, in-country Post and MFAT development staff were good interlocutors, suggesting useful contacts and networks and connecting partners working in similar areas, both geographically and work focus.

Finally, one respondent congratulated MFAT for its openness to new and innovative approaches, including new partnerships, collaborations and consortia.

## **Suggestions for improving MFAT relations with members**

While outreach was seen as an MFAT strength, feedback is that more outreach (face to face communication and collaboration) is required on priorities and initiatives. Others felt that more training on the funding application process and the Results Measurement Table (RTM), and while it is acknowledged that this does happen once per year (RMT only) but more training would be useful. It was also noted that outreach outside of Auckland and Wellington would be welcomed. It was noted that MFAT could do better at more efficient and regular communication, invitations to events in-country and assistance to complete funding applications. Several respondents highlight the need for MFAT staff to visit projects in the field, to understand the context and learn about different approaches to development.

Other suggestions focused on funding – including more funding rounds and more flexible funding particularly for small organisations and for smaller projects, which could better foster innovation. In addition, small grants would also promote responsible investment and growth of overseas partners. Feedback also highlighted the high costs (also time and resources) required to develop a robust concept note, and called for looking at ways to mitigate these costs. There were also concerns about the very limited rules allowing NGOs to resubmit concept notes.

Feedback called for greater transparency in the process and rationale on decisions related to funding. For example, it was suggested that MFAT could share the details of marking systems and provide systematic feedback to applicants.

NGOs underscored the need for commitment from MFAT to the principle of partnership. NGOs have expressed interest in engaging in policy development and while some improvements in engagement were noted, more opportunities were sought. Finally, more feedback was sought on lessons learned year-on-year from NZ Aid Programme funding instruments.

*“Greater clarity of communication; More organised time frames; Really look at what is meant by partnership as a model; and understand the breath, diversity and effectiveness of what we do and what the NGO sector does.”*

## **Humanitarian partnership**

NGOs engaged in humanitarian work continue to see the NZ Aid Programme as a valued partner, however the ratings have slipped more towards ‘good’, rather than ‘excellent’ as reported last year. The NZ Aid Programme is a significant back-up donor for most NGO Disaster Response Forum (NDRF) members. A strong majority NGOs (85%) were positive about engagement on humanitarian issues. The MFAT Humanitarian team has made an effort to attend all NDRF meetings, in person where possible, and actively engage in discussions.

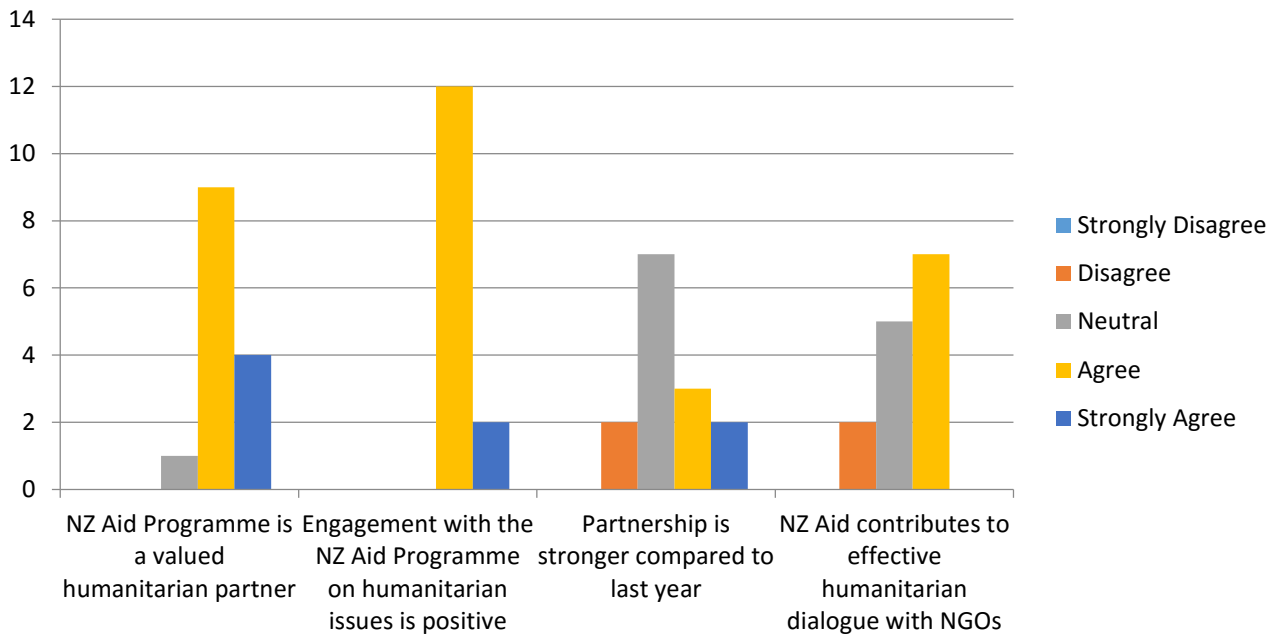
*“Coordination, information sharing and dialogue has been positive and contributed to strengthened relationships between NGOs, NDRF/CID and MFAT.”*

The majority of respondents were neutral to any changes to the relationship in the last 12 months compared to previous years; this could be attributed to the fairly stable makeup of the Humanitarian team. Members continue to see the Aid Programme as contributing to an effective humanitarian dialogue; however the number doing so dropped to 50% from last year’s 74%.

*“While dialogue is open and positive at a technical level... the humanitarian team does not have the capacity to change MFAT policies and practices that are mostly centralised at the political level.”*

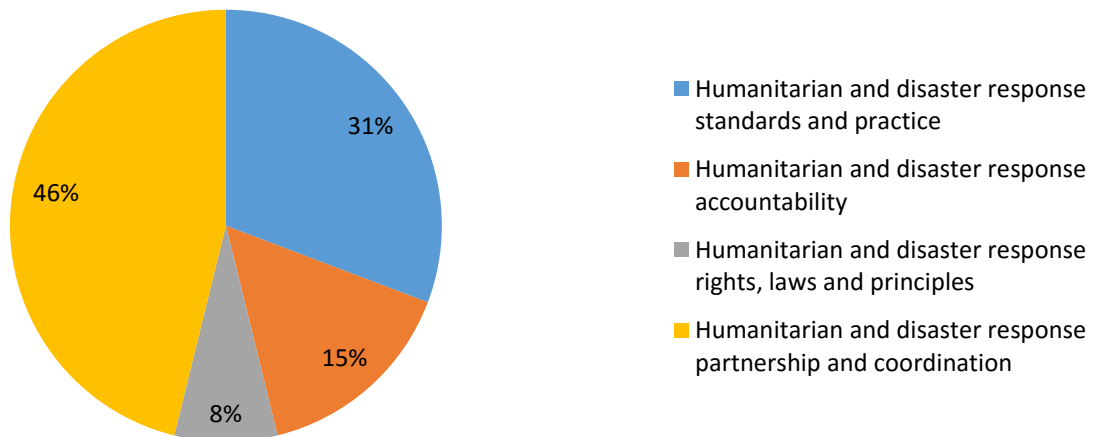
One respondent cited a lack of dependability and timeliness of funds being made available for response after an event, and highlighted limited opportunity to work with the Aid Programme in identifying priority countries based on need. There were comments about insufficient funding available for NGOs and particularly for recovery activities.

## MFAT as a humanitarian partner



## Strategic engagement

### Priorities for future strategic engagement



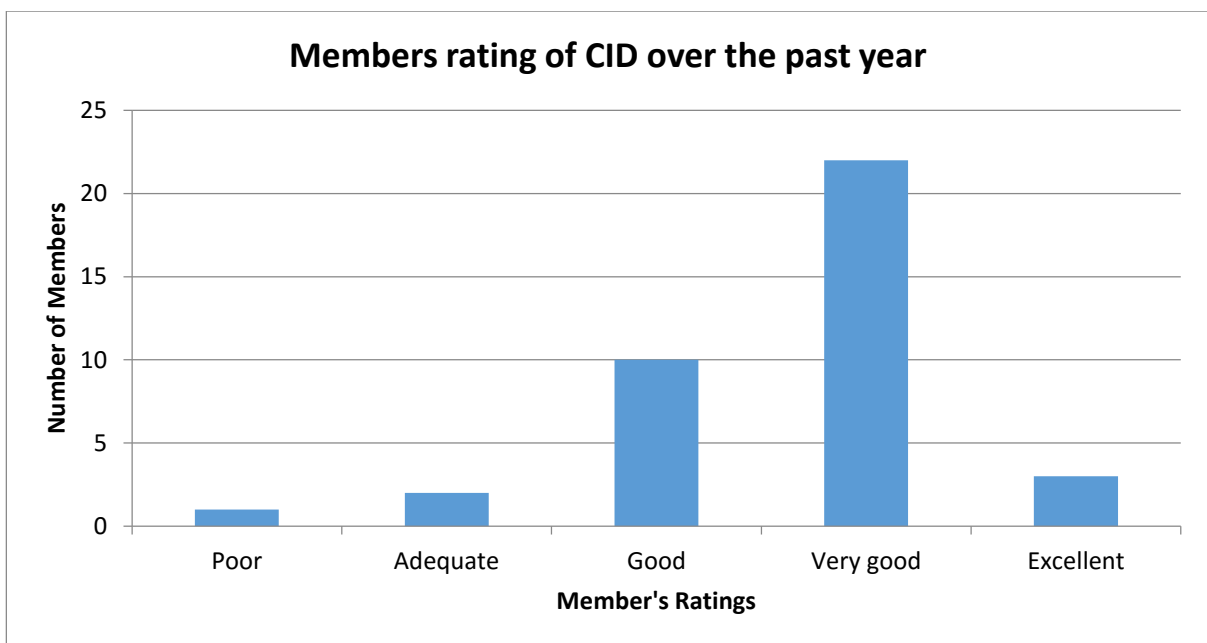
The majority of respondents continue to highlight ‘Humanitarian and disaster response partnership and coordination’ as the main priority for future strategic engagement, however this was down from 59% last year. Despite this, coordination always seems to arise as one of the main issues in response situations, especially in the Pacific. Further capacity and resource are needed to improve in this area, which is crucial for response efficiency.

Strategic engagement on standards and practice has risen from 17% last year up to 31% this year as a future priority. This seems to be related to the new Core Humanitarian Standards, launched in December 2014, as a joint initiative between Sphere Project, Humanitarian Aid Partnership and People in Aid and the new disaster risk reduction Sendai Framework.

Although it was not given as an option, one responded noted that they would like to see greater links between Partnerships for International Development (PfID) and NZ Disaster Response Partnership (DRP) and the Humanitarian team.

## CID PERFORMANCE

### Communication with the sector



CID members are asked each year to rate CID's performance over the past year in providing updates, communication, information sharing and interaction with New Zealand government agencies, primarily the Ministry of Foreign Affairs and Trade. This year 66% of CID members ranked CID's performance as 'excellent' or 'very good', up from 45% last year. Overall, 92% of respondents rated CID's performance as being good, very good or excellent – similar to last year.

Feedback highlighted that CID is the collective NGO voice. A number of respondents felt that CID provides useful information, via the regular newsletter, Code of Conduct, NDRF and the financial workshop was praised. CID is seen as being inclusive and transparent of activities and intent. CID remains a reliable focus point for aid activities, be it conferences and meetings, or submissions to MFAT on behalf of the wider NGO community and advocacy activities. Feedback comments were that CID staff are friendly, accessible and promote a sense of community among members.

*“CID performs a vital role in New Zealand in informing cognate bodies about a wide range of issues concerning development issues and interventions.”*

## CID newsletter

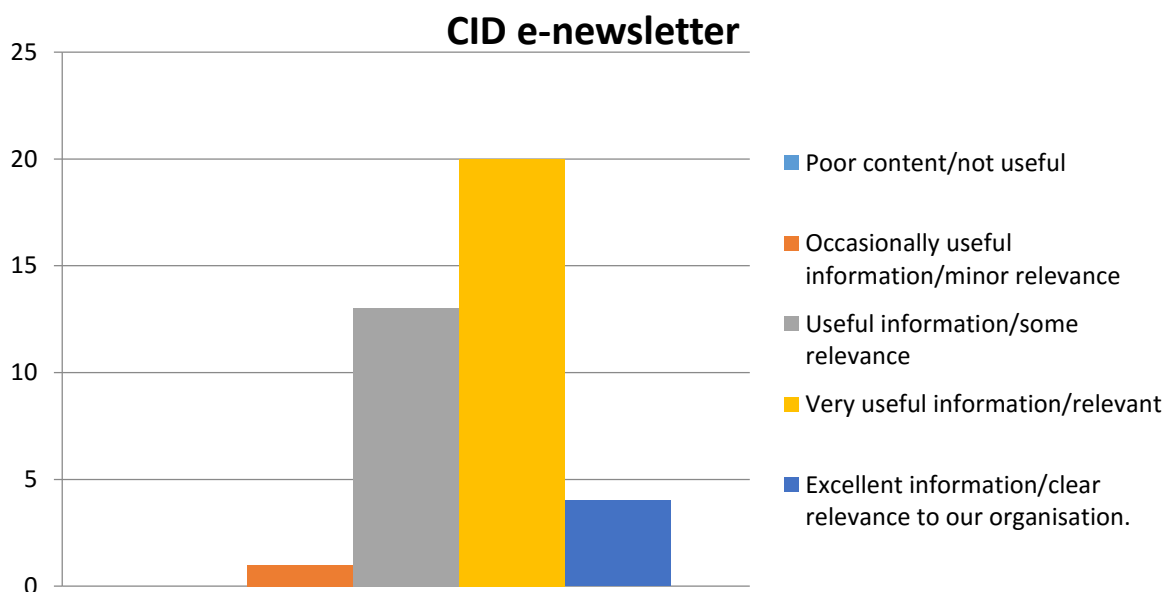
Every respondent had seen and read the fortnightly CID e-newsletter. On average, 378 subscribers receive the CID e-newsletter and the proportion that opens it is consistently around 40%, which is well above the industry average of 22%.

*“These just keep getting better and better - excellent collation of overseas articles that are relevant and provocative”*

Overall, the scores have improved from last year. This year 63% found the newsletter ‘excellent’ or ‘very useful’ up from 58% last year for the same rankings. Some 34% found the newsletter useful, compared with 39% last year; and 3% found the newsletter occasional useful, the same proportion as last year.

Feedback was resoundingly positive. The newsletter was seen as an informative way of keeping members informed about the sector, with updates on current aid and development debates, trends and discussions. Several members said that the CID newsletter is often the first time they hear about a particular meeting or event.

*“We like the format and that it encompasses activities throughout New Zealand.”*



## **Suggestions for improving CID**

*“CID needs to engage its members more in working together as part of CID – after all it is a membership organisation and not just a secretariat based in Wellington.”*

A number of suggestions were made about how CID could improve.

Several members thought that CID could strengthen learning and sharing opportunities, including training for members. One member said that last year’s CID-organised training events were good and it would be nice to see more of these. Various suggestions related to workshop topics such as issues relating to the SDGs and facilitating exchanges between members in order to build the sector’s capacity and leadership. There was a specific request for CID to facilitate a workshop for small organisations on how to run effective project monitoring and evaluation plus general administration.

Stronger lobbying with the government in terms of NZ's humanitarian responses was seen as more relevant and important now that New Zealand is a Security Council member. It is suggested that CID could be more vocal with MFAT on common issues affecting the sector. CID could push for an increased representation of the NGO sector in current dialogues on government aid issues.

A couple of members felt that it would be good to have more events outside Wellington; one respondent said it is difficult to feel a part of CID from the South Island.

These suggestions will be helpful for the CID Board when considering how to prioritise future work for CID staff, bearing in mind there has been no increase in staffing levels in the areas where members would like to see more activity, particularly running training events. There was a decline in the number of comments from recent years noting (and sympathising) with CID’s low capacity to do more given limited resourcing levels.

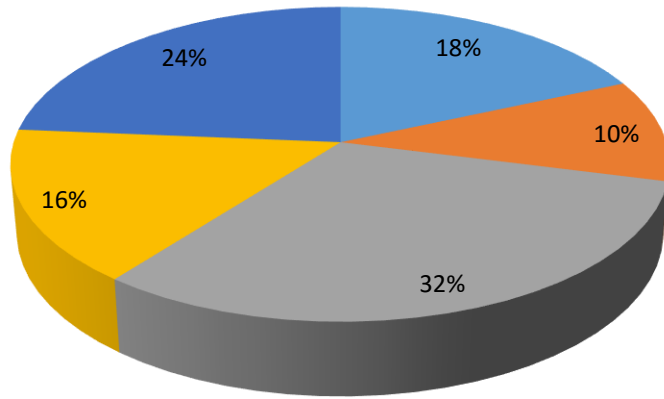
## **CID member priorities regarding CID initiatives**

This year CID members were asked to rank their priorities for CID on-going initiatives and this year the number of options to rank was increased from four to five, with the inclusion of ‘Greater engagement with the public to build support for development’. This year the clear top priority was ‘Engage across the political spectrum on ODA and NGO’s priorities for development assistance’ with 32%. This was virtually the same as the ranking given this initiative last year (33%) although it has been higher in previous years. Clearly members would like CID to continue to speak and engage on their behalf across political parties, something which we do through the briefs for incoming governments and in discussions across the political parties.

The second most important priority was greater engagement with the public to build support for development, followed informing members about trends in international development. The latter we do through the newsletter, while there is currently a lack of resources to devote to wider engagement with the public on development issues.



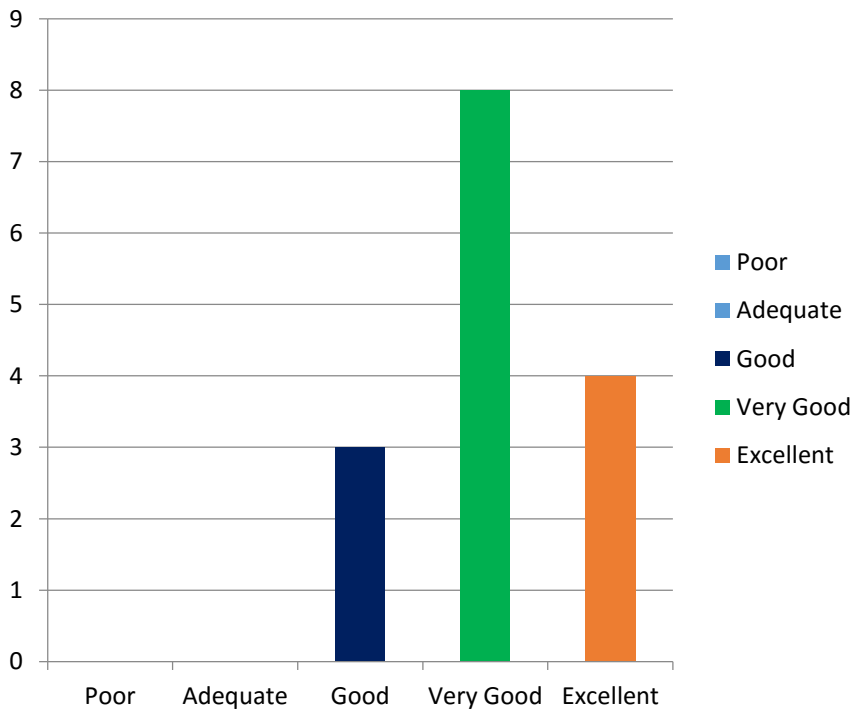
## CID members' top priority



- Inform members about trends in international development and good practice.
- Work with members to implement the CID Code of Conduct.
- Engage across the political spectrum on ODA policy and NGOs' priorities for development assistance
- Facilitate learning and sharing opportunities for members.
- Greater engagement with the public to build support for development.

## NGO Disaster Relief Forum (NDRF)

### CID's performance in relation to the NDRF



It was pleasing to note that as with rankings for CID's overall performance and the value of the CID newsletter, rankings for CID's performance as the Secretariat for the NDRF remain very positive. All rankings were 'good' or higher. Positive feedback was received from member on how the NDRF operates, which highlights the important and very useful coordination role that NDRF provides after disasters including meetings, information sharing and impromptu Skype calls before funding rounds.

The CID secretariat was also praised as being friendly and available to respond to questions, as well as for its effective liaison between MFAT and NGOs.

There were several suggestions on how the NDRF could work better:

Firstly, the NDRF could improve brand awareness among the general public and provide more unified messaging in response to humanitarian issues.

Another suggestion was that NDRF should work closer with the NZ Aid Programme to enable better coordination with NGO / government / military logistics processes for Pacific disasters, specifically related to procedures for logistics and the use of military assets in Pacific disasters.

Finally one respondent acknowledged that while NDRF, as part of CID, has the capacity to adapt to a changing environment and provide support to its organization members in a network model, they challenged members to commit to that network model, by dropping brands and institutional loyalties. They highlighted that, as humanitarians, we need to ensure that affected people are our first priority.

*“Strong coordination; responsive and proactive; coaxing and coaching. CID and NDRF provide crucial roles in informing and facilitating collaboration around humanitarian events, but also policy and improving practice within the sector. Their support is highly valued.”*

## **Issues faced by members**

Funding was resoundingly the biggest challenge faced by members (specifically mentioned 22 times out of 35), including the general funding environment, consistency of government funding decisions, public support, private donors as well as decreasing grants, aging donor base, and matched funding. This was a repeat of the high priority placed on funding identified in previous reports. Other issues highlighted by members included effective and affordable monitoring and evaluation, a more complex working environment, long-term planning, lack of capacity and also lack of time, shrinking NGO space, lack of public awareness and general public support for development issues.

For the second priority issue, members’ concerns diversified into issues related to partnership (directly to partners, through international networks and with other, competing organisations) and capacity, prevailing neo-liberal economic and political policies, exchange rate fluctuations and banking issues, innovating in response to a changing external environment, adapting to unforeseen changes, while having to support a more diverse range of projects.

The third-ranked priority issue highlighted a divergent range of issues. These included the change of focus with the new NZ Aid Programme Strategy, marginalisation of civil society which affects our ability to respond effectively and the refocus from overseas to local poverty concerns. Issues also include too many surveys/audits/compliance, combined with pressure on staff and volunteer time in New Zealand.



## CONCLUSION

These annual membership surveys continue to provide us with valuable and helpful insights that are useful to staff at CID and MFAT as feedback on their respective performances and where they might make further improvements. CID members can see how they fit into the sector as a whole and how colleagues view their relationships with CID and MFAT staff. We do appreciate it takes time to provide the data and comments and we hope you agree that the picture that emerges is of use to us all, albeit in different ways.

This year we asked a new question about whether members had added anything regarding the SDGs to their activities and were pleased to see that almost 60% are already doing so. This will be worth exploring again next year to see if there has been further uptake now that the SDGs have been formally adopted by all countries and will continue, we hope, to significantly influence development and aid priorities in the years to come.

The marked rise in support from the public and the overall increase in income levels was very pleasing. The pattern of spending reflected both continuity of spending through partners on multi-year engagements as well as rapid responsiveness to natural disasters and conflicts. Members have channelled many extra millions, raised from New Zealanders, into Middle East countries (over 75% going to Lebanon to assist with refugees), a need that is likely to continue next year as well, unfortunately.

Underneath this ability to raise money for humanitarian causes, which could continue to be a major focus, members are maintaining their long-term commitments to work with communities in a number of countries where needs are great. This includes Papua New Guinea despite the difficulties and expenses of working there. Refer Annex 3 for details of expenditure by country.

Members may wish to reflect on the areas on areas where incomes dropped last year, notably in child sponsorship and sales of goods and services, in comparison to the marked increases in regular giving and one-off donations. The former two are categories that can be called the 'slow variables' sources of income compared to the 'fast variables' of emergency appeals. An understanding of the motivational factors at play here might help make our sector more effective and increase the overall level of donations from the public. Funding from government sources has now fallen to 18% of total income and has effectively flat-lined for the past three years, not allowing for inflation.

The majority of members' primary work continues last year's pattern with the main sector being community development/sustainable livelihoods, followed by child protection/wellbeing and then humanitarian activities.

In terms of members' satisfaction with the quality of services provided, both MFAT and CID staff can be pleased with the feedback that shows increased satisfaction with how staff in both organisations engage with members. The services provided by MFAT staff were more highly rated in this survey for funds and satisfaction in relation to interactions regarding humanitarian issues was a pleasing 80%. There was a drop,

however, with regard to how members saw the Aid Programme contributing to an effective humanitarian dialogue.

Likewise, members' views of CID's overall performance and quality of the newsletter received higher scores than last year and were very positive both for performance and the newsletter content. As we do more for members, members would like more done – a nice reflection on the increasing value they see from CID membership, but unfortunately without an increase beyond the current 3.3 FTEs, which includes the Code Coordinator, there are not enough hours in the week to meet additional requests for services.

Training opportunities were increased last year and have predictably led to a call for more. In 2011 we tried to engage members to provide training in specialist areas but that experiment was not very successful. We fully appreciate the value of training to upskill new and existing staff and this remains an area where innovative models to meet this need might emerge in the future.



**Vanuatu:** A child sits on a concrete wall overlooking the remains of his school destroyed by Cyclone Pam in March 2015. *Photo: Vlad Sokhin ChildFund*

## ANNEXES

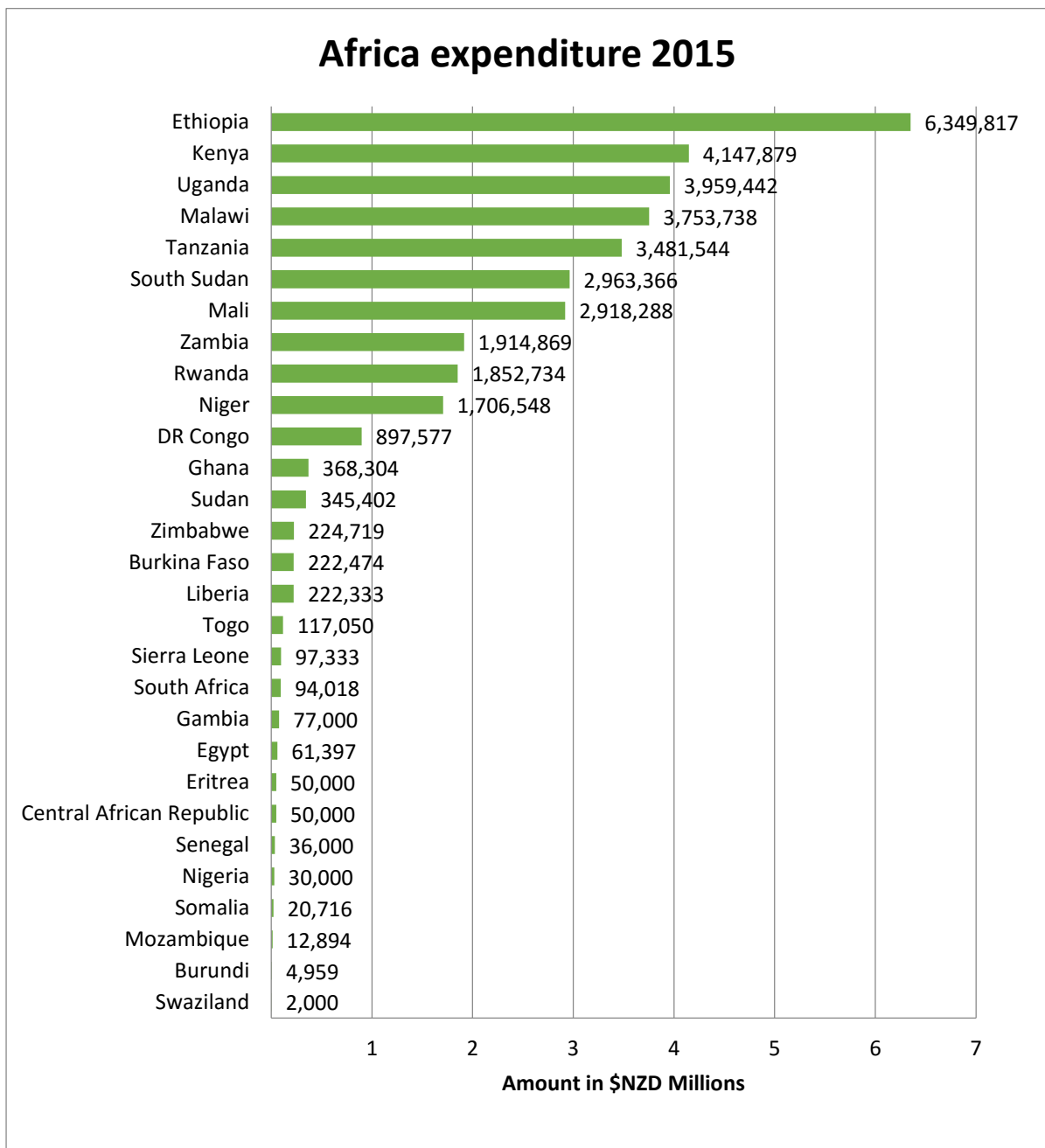
### Annex 1: Acronyms

CID	Council for International Development
DRP	Disaster Response Partnerships Fund
FTE	full-time equivalent
HAF	Humanitarian Assistance Fund
HRF	Humanitarian Response Fund
HFA2	Hyogo Framework for Action 2
KOHA-PICD	Partnerships for International Community Development
MFAT	Ministry of Foreign Affairs and Trade
NGO	Non-Governmental Organisation
NZ Aid	New Zealand Aid Programme
PfID	Partnerships for International Development (Partnerships Fund)
ODA	Overseas Development Assistance
SDF	Sustainable Development Fund

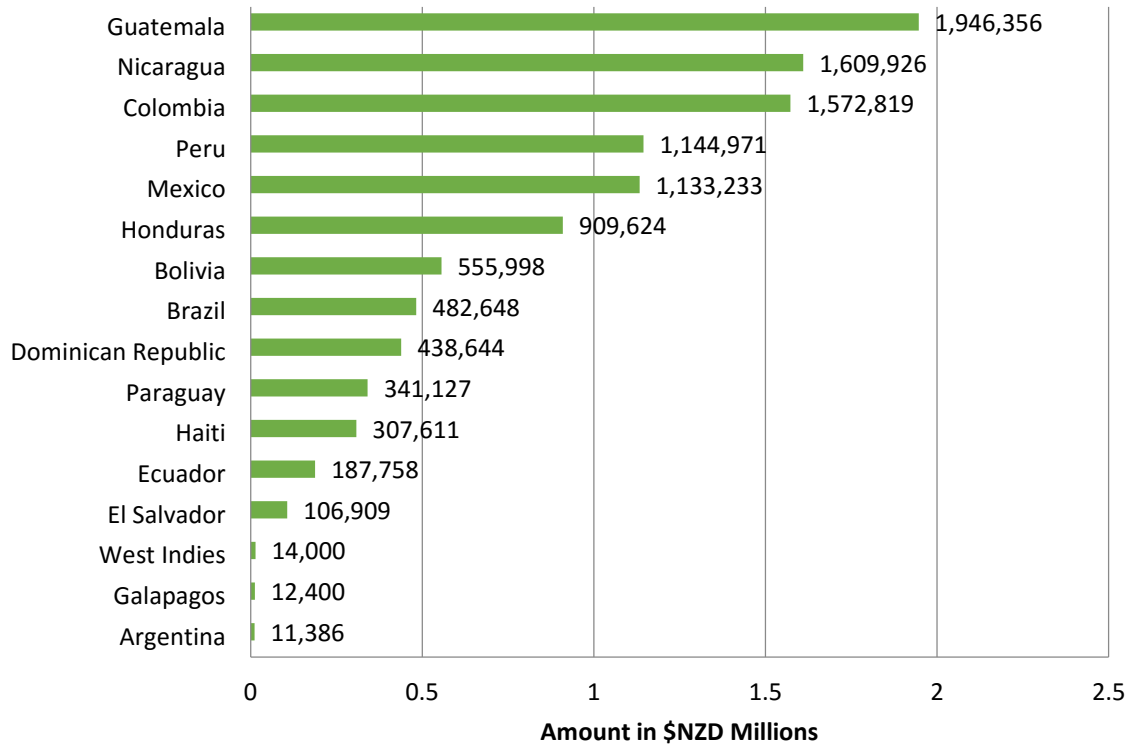
### Annex 2: Survey respondents

ADRA New Zealand	Partners Relief and Development NZ
Amnesty International	Poverty, Inequity and Development Research Cluster
Banzaid	Quaker Peace and Service Aotearoa NZ
Caritas Aotearoa New Zealand	RESPONSE Trust
cbm New Zealand	RNZWCS Limited (Rotary New Zealand)
ChildFund New Zealand	Save the Children New Zealand
Christian World Service	SurfAid International
Engineers without Borders New Zealand	TEAR Fund New Zealand
Fairtrade Australia and New Zealand	The Cambodian Charitable Trust
Family Centre	The Salvation Army
Family Planning Association	Trade Aid New Zealand
Greenpeace New Zealand Inc	Umma Trust
Habitat for Humanity	UNICEF New Zealand
Himalayan Trust	UnionAID
International Needs	United Nations Association of New Zealand
Leprosy Mission New Zealand	Volunteer Service Abroad
NZIR (New Zealand -Iraqi Relief Charitable Trust)	WWF New Zealand
Oxfam New Zealand	World Vision
Pacific Leprosy Foundation	World Animal Protection

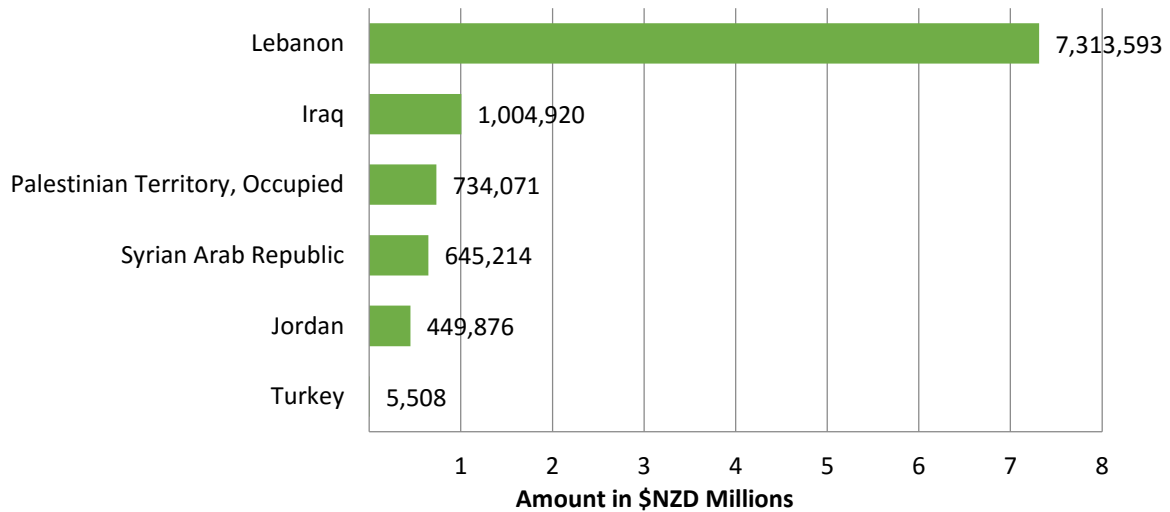
### Annex 3: Regional expenditure charts



### Americas expenditure 2015

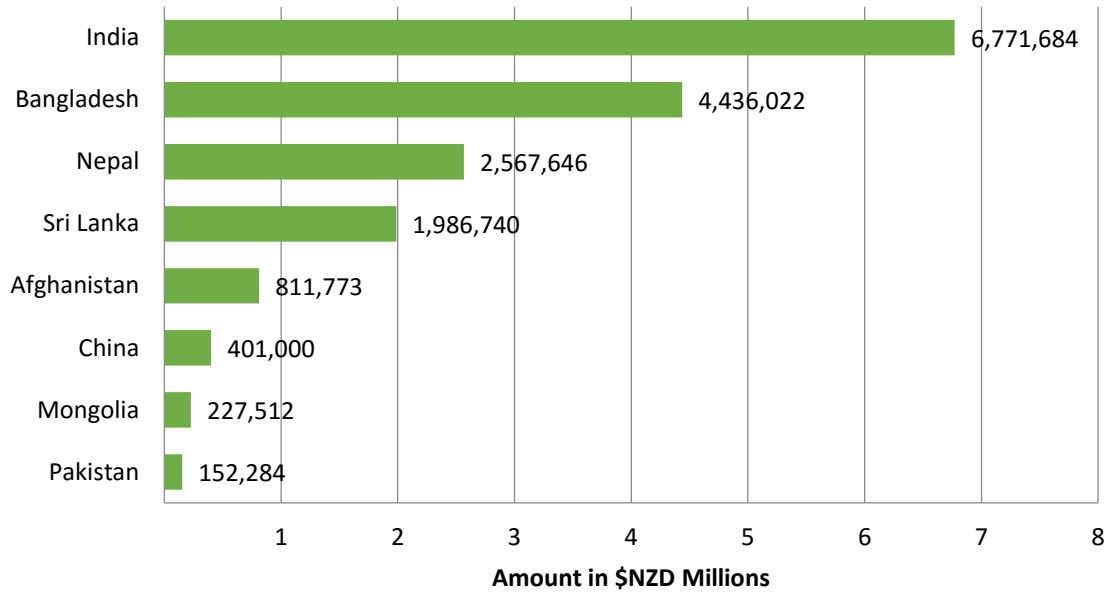


### Middle East expenditures 2015

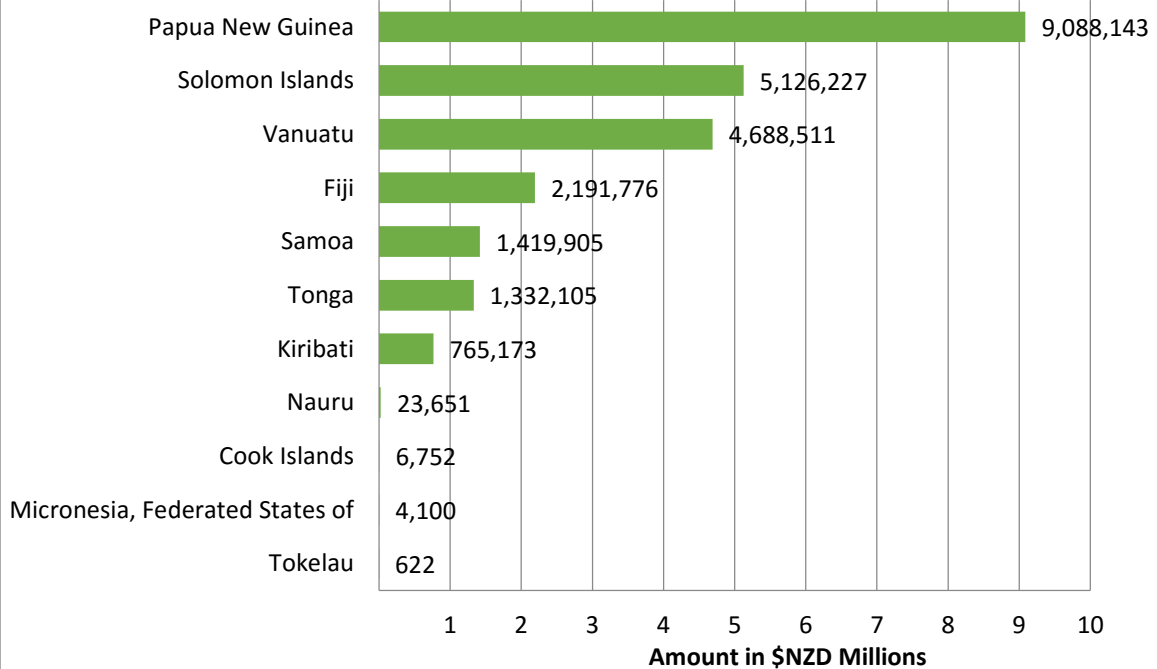




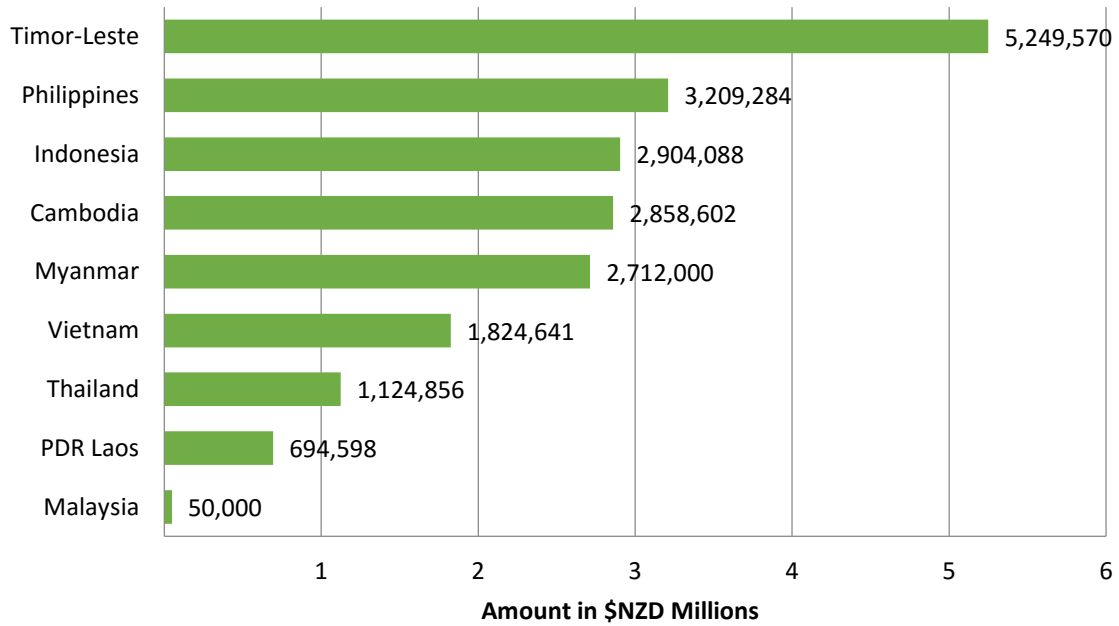
## North, Central and South Asia expenditure 2015



## Oceania expenditures 2015



## South East Asia expenditure 2015



**Pursat Cambodia:** Khmer women use team work to put together a household water filter, Photo: Victoria Fray, ADRA